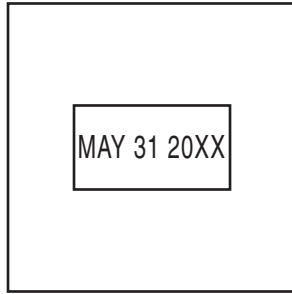
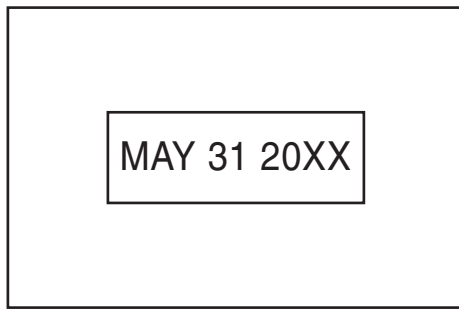


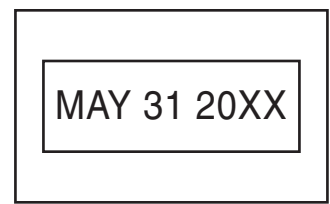
**4724** 1-1/2" X 1-1/2"



**4727** 1-9/16" X 2-3/8"



**4750** 1" X 1-5/8"



**4850** 3/16" X 1"



**4813A** 5/16" x 1"



**4729** 1-1/16" x 1-13/16"



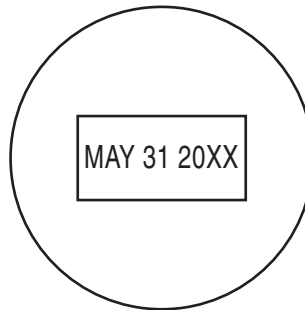
**4726** 1-1/2" x 3"



**46145** 1-11/16" ROUND



**46140** 1-9/16" ROUND



- HOW TO USE THE TEMPLATE SHEET**
- 1) Simply print the sheet out on your printer
  - 2) Overlay the template sheet over your existing stamp, or a printed out sample that you have created, to see which size would best fit
  - 3) Your stamp cannot go outside the borders of the stamp borders shown, as machines are manufactured to these sizes

# professional line - SELF-INKING DATERS

## TEMPLATE SHEET

**5480**

1-7/8" X 2-3/4"



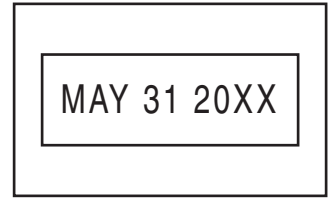
**5474**

1-5/8" X 2-3/8"



**5430**

1" X 1-5/8"



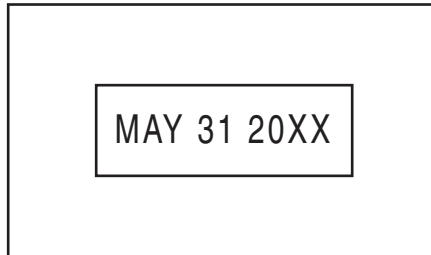
**54110**

2-1/16" X 3-1/4"



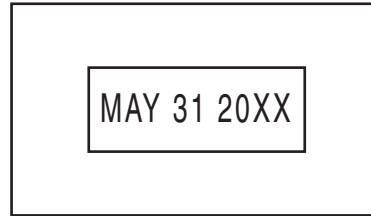
**5460**

1-5/16" X 2-1/4"



**5440**

1" x 1-3/4"



**54045**

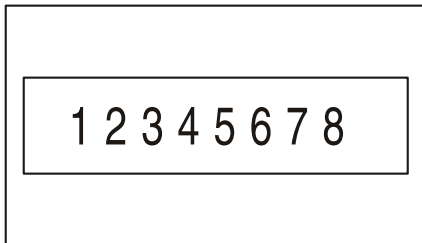


1-3/4" ROUND

# professional line - SELF-INKING NUMBERERS

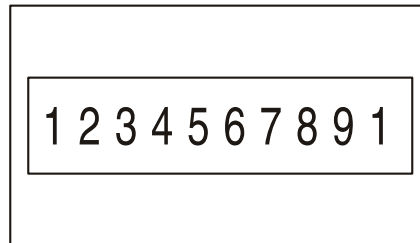
**5558/PL**

1-1/4" x 2-3/16"



**55510/PL**

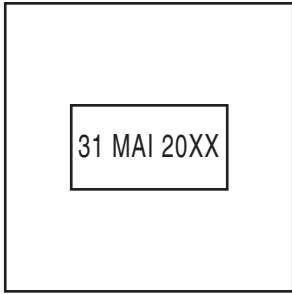
1-1/4" x 2-3/16"



### **HOW TO USE THE TEMPLATE SHEET**

- 1) Simply print the sheet out on your printer
- 2) Overlay the template sheet over your existing stamp, or a printed out sample that you have created, to see which size would best fit
- 3) Your stamp cannot go outside the borders of the stamp borders shown, as machines are manufactured to these sizes

**4724 FRENCH**



1-1/2" X 1-1/2"

**4727 FRENCH**

1-9/16" X 2-3/8"



**4750 FRENCH**



1" X 1-5/8"

**4729 FRENCH**



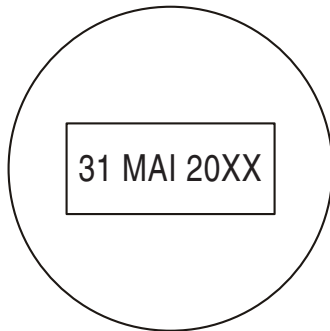
1-1/16" x 1-13/16"

**4726 FRENCH**

1-1/2" x 3"



**46145 FRENCH**



*month abbreviations:*

JAN / FEV / MARS / AVR / MAI / JUIN  
JUIL / AOUT / SEP / OCT / NOV / DEC

**HOW TO USE THE TEMPLATE SHEET**

- 1) Simply print the sheet out on your printer
- 2) Overlay the template sheet over your existing stamp, or a printed out sample that you have created, to see which size would best fit
- 3) Your stamp cannot go outside the borders of the stamp borders shown, as machines are manufactured to these sizes

**5480 FRENCH**

1-7/8" X 2-3/4"



**5474 FRENCH**

1-5/8" X 2-3/8"



**5430 FRENCH**



1" X 1-5/8"

**54110 FRENCH**

2-1/16" X 3-1/4"



**5460 FRENCH**

1-5/16" X 2-1/4"

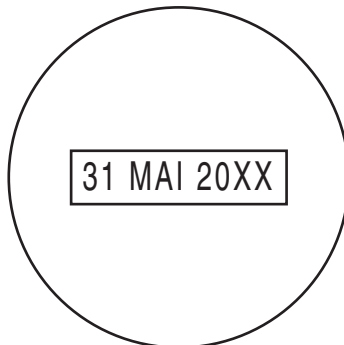


**5440 FRENCH**

1" x 1-3/4"



**54045 FRENCH**



1-3/4" ROUND

*month abbreviations:*

JAN / FEV / MARS / AVR / MAI / JUIN  
JUIL / AOUT / SEP / OCT / NOV / DEC

**HOW TO USE THE TEMPLATE SHEET**

- 1) Simply print the sheet out on your printer
- 2) Overlay the template sheet over your existing stamp, or a printed out sample that you have created, to see which size would best fit
- 3) Your stamp cannot go outside the borders of the stamp borders shown, as machines are manufactured to these sizes